

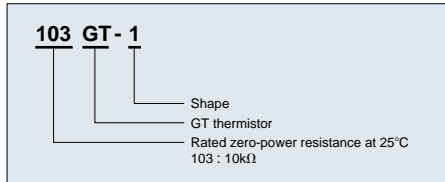
HIGH HEAT-RESISTANCE AND HIGH SENSITIVE THERMISTOR

GT THERMISTOR

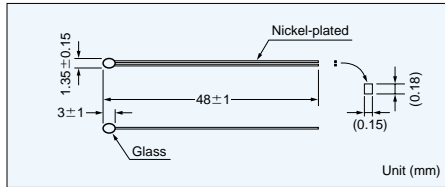
GT thermistor is combined both superior feature of BT thermistor and ET thermistor as fast response time, high reliability, wide category temperature range, high moisture proof, high accuracy and reasonable price.

GT thermistor is made up of a high quality thermistor element and the lead wire is connected to the thermistor element by alloyed technology, and glass coating for the thermistor element.

Part number



Dimensions


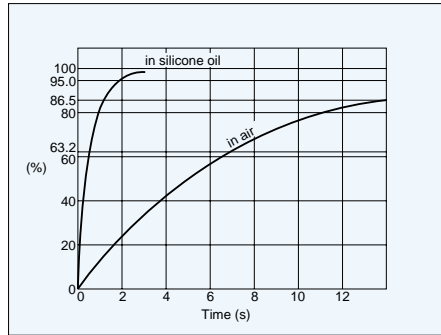


Resistance-Temperature

Temperature (°C)	Type									
	102GT	202GT	502GT	103GT	203GT	503GT	104GT	204GT	504GT	105GT
-50	32.57	111.3	342.1	825.1	1901	4613	8743			
-40	18.48	61.34	175.4	405.3	909.0	2199	4218	8810		
-30	10.84	33.69	92.54	206.6	453.2	1100	2132	4436	12091	
-20	6.594	18.79	50.44	109.9	236.6	576.2	1127	2329	6268	
-10	4.144	10.82	28.49	60.72	128.3	315.1	620.0	1272	3372	6920
0	2.675	6.424	16.66	34.82	72.32	178.8	353.7	720.3	1880	3833
10	1.773	3.939	10.06	20.66	42.24	104.9	208.6	421.8	1083	2190
20	1.203	2.489	6.264	12.64	25.47	63.52	126.8	254.6	642.3	1289
30	0.8354	1.618	4.019	7.968	15.82	39.62	79.36	158.2	391.9	780.9
40	0.5918	1.080	2.651	5.164	10.10	25.37	50.96	100.8	245.4	485.2
50	0.4273	0.7390	1.792	3.436	6.620	16.64	33.49	65.85	157.5	309.0
60	0.3141	0.5170	1.239	2.341	4.444	11.16	22.51	43.99	103.3	201.2
70	0.2347	0.3695	0.8753	1.631	3.050	7.645	15.44	29.98	69.20	133.6
80	0.1782	0.2693	0.6304	1.159	2.138	5.338	10.80	20.82	47.23	90.53
90	0.1373	0.1998	0.4624	0.8391	1.527	3.795	7.686	14.71	32.84	62.49
100	0.1072	0.1507	0.3450	0.6181	1.111	2.742	5.556	10.57	23.22	43.90
110	0.08483	0.1154	0.2614	0.4626	0.8209	2.014	4.082	7.720	16.68	31.34
120	0.06787	0.08973	0.2010	0.3514	0.6160	1.501	3.043	5.720	12.15	22.69
130	0.05488	0.07068	0.1566	0.2706	0.4686	1.133	2.298	4.296	8.976	16.65
140	0.04483	0.05638	0.1236	0.2111	0.3613	0.8662	1.758	3.269	6.719	12.39
150	0.03697	0.04550	0.09865	0.1666	0.2820	0.6704	1.360	2.516	5.091	9.330
160	0.03077	0.03715	0.07967	0.1330	0.2226	0.5247	1.064	1.958	3.903	7.107
170	0.02584	0.03065	0.06501	0.1073	0.1777	0.4149	0.8414	1.539	3.024	5.472
180	0.02189	0.02556	0.05358	0.08741	0.1432	0.3314	0.6714	1.222	2.367	4.255
190	0.01869	0.02151	0.04457	0.07186	0.1166	0.2673	0.5408	0.9796	1.871	3.339
200	0.01610	0.01826	0.03741	0.05960	0.09573	0.2174	0.4393	0.7919	1.492	2.644
210			0.03167	0.04986	0.07929	0.1784	0.3597	0.6455	1.200	2.113
220			0.02703	0.04204	0.06620	0.1475	0.2969	0.5303	0.9726	1.702
230			0.02324	0.03573	0.05570	0.1230	0.2468	0.4389	0.7946	1.382
240			0.02014	0.03059	0.04722	0.1032	0.2065	0.3658	0.6539	1.131
250			0.01759	0.02640	0.04030		0.1740	0.3068	0.5418	0.9323
260							0.1475	0.2591	0.4519	0.7735
270							0.1258	0.2201	0.3793	0.6459
280							0.1079	0.1881	0.3203	0.5424
290							0.09305	0.1616	0.2720	0.4583
300							0.08065	0.1396	0.2323	0.3894

Unit (kΩ)

Time constant



Specifications

Part No.	R ₂₅ *1	B value*2	Dissipation factor (mW/°C)	Thermal time constant(s)*3	Rated power at 25°C(mW)	Operating temp. range(°C)
102GT-1	1.0kΩ±3%	3305K±2%	0.6	7(0.6)	3	-50~200
202GT-1	2.0kΩ±3%	3838K±2%	0.6	7(0.6)	3	-50~300
502GT-1	5.0kΩ±3%	3964K±2%	0.6	7(0.6)	3	-50~300
103GT-1	10.0kΩ±3%	4126K±2%	0.6	7(0.6)	3	-50~300
203GT-1	20.0kΩ±3%	4282K±2%	0.6	7(0.6)	3	-50~300
503GT-1	50.0kΩ±3%	4288K±2%	0.6	7(0.6)	3	-50~300
104GT-1	100.0kΩ±3%	4267K±2%	0.6	7(0.6)	3	-50~300
204GT-1	200.0kΩ±3%	4338K±2%	0.6	7(0.6)	3	-50~300
504GT-1	500.0kΩ±3%	4526K±2%	0.6	7(0.6)	3	-50~300
105GT-1	1000.0kΩ±3%	4608K±2%	0.6	7(0.6)	3	-50~300

*1 R₂₅ : Rated zero-power resistance value at 25°C.

*2 B value : determined by rated zero-power resistance at 25°C and 85°C.

*3 Time when thermistor temperature reaches 63.2% of the temperature difference. The value is measured in the air. (silicone oil)