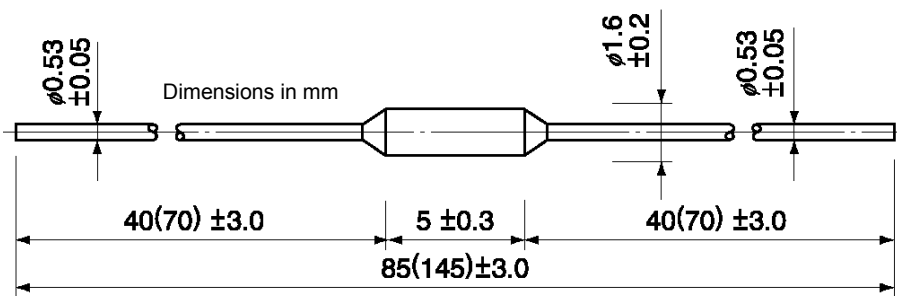


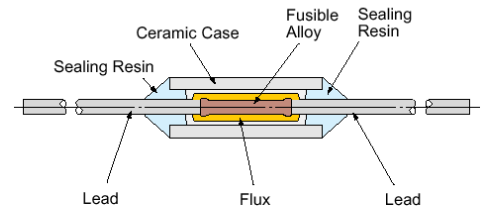
NEC Schott SEFUSE SM/G Series Thermal Fuses

Our SM/G Type uses a fusible alloy inside a ceramic case. It is the smallest in the series and has a cutoff (rated) current of 0.5 A / 250v AC. Because of its insulated case, the SM type can be attached directly where temperature detection is required.



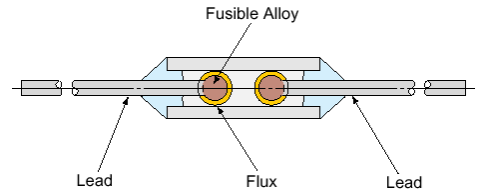
Note: The dimensions for long lead devices are in parentheses.

Before Operation



In the SM type, leads are connected by a fusible alloy. The current flows directly from one lead to the other. The fusible alloy is coated with a special flux.

After Operation



When ambient temperature rises to the SEFUSE operating temperature, the fusible alloy melts and condenses into a drop around the end of each lead because of surface tension and the coating of special flux. The electrical circuit then opens.

Marking

PSE Mark	<PS>E 365	Lot Number
Part Number	SEFUSE	Brand Name
Rated Functioning Temperature	110G0 0.5A	Rated Current
	115°C 250V~	Rated Voltage

Ratings

● This series are made only in Japan.

Meet for WEEE (RoHS)	Part Number	Rated Functioning Temperature Tf (°C)	Operating Temperature (°C)	Th Tc (°C)	Tm (°C)	Electrical Ratings		U L	CSA	VDE	BEAB	CCC	PSE (JET1975-32001-XXXX)
						AC	DC ³⁾						
	SM095G0	100	95 ± 1	65	115	0.5 A (Resistive) AC250V	3A/DC50V	E71747	172780 (LR52330) 172780 (LR52330)	677802 -1171 -0003	C1090	*1	1001
○	SM110G0	115	110 ± 2	80	125		5 A DC50V						1006
	SM126G0	131	126 ± 2	96	140								1002
	SM130G0	135	130 ± 2	100	145								1003
	SM134G0	139	134 ± 2	104	200								
○	SM137G0	142	137 ± 2	107									
○	SM146G0	151	146 ± 2	116									

Note: 1) ○: No use the hazardous substances prescribed by WEEE(RoHS).

2) Part numbers are for standard devices. For long leads, change the last number from 0 to 1.

3) DC rating are approved by UL and VDE.

4) The number in parentheses are previous number. Both number can be inquired.